

# ADX51 CONDENSER INSTRUMENT MICROPHONE

## OVERVIEW:

The ADX51 is a professional pre-polarized condenser microphone used for stage, studio and broadcast applications. The ADX51 is known for its clear, accurate response and flexibility to handle close or distance miking for a wide variety of acoustic instruments.

Characterized with a uniformly controlled cardioid polar pattern, the ADX51 is designed to capture the acoustics of the instrument being miked while at the same time isolating it from the rest of the instruments on stage. With a wide frequency range of 40 Hz - 18 kHz, the ADX51 also features a 14 mm gold vapor diaphragm and a -10 dB pad and bass roll-off filter.

The ADX51 is very easy to position, durable and manufactured with high standards and tight tolerances. The ADX51 includes a precision machined brass body, black E-coat finish, laser etched model and serial number, steel mesh grill, gold XLR connector and a tension-fit heavy duty nylon mic clip.

## SUPPLIED ACCESSORIES:

Tension-fit heavy duty nylon mic clip (DCLIP)  
External Foam Windscreen (WS81C)  
Carrying pouch (P1)

## OPTIONAL ACCESSORIES:

DFLEX - All purpose percussion clamp  
DVICE - Spring loaded rim mount clamp  
DCLAMP - Tension rod mic clamp  
CBL-20 - 20' XLR - XLR Low noise mic cable  
CBL-DR25 - 25' Right angle XLR-XLR low noise mic cable  
SMT-25 - Shockmount suspension clip  
APS-2 - Two-channel phantom power supply



## FEATURES:

Excellent multi-purpose instrument microphone  
Can be used for close or distance miking  
Machined brass housing  
-10 pad bass roll-off filter  
Roadworthy construction

## APPLICATIONS:

Acoustic instruments  
Cymbals, drum overhead  
High hat, percussion table  
Group vocal, spoken word  
Ambient room miking  
Audience mics for ear monitors



ADX51 on SMT-25



DCLIP



DFLEX



APS-2

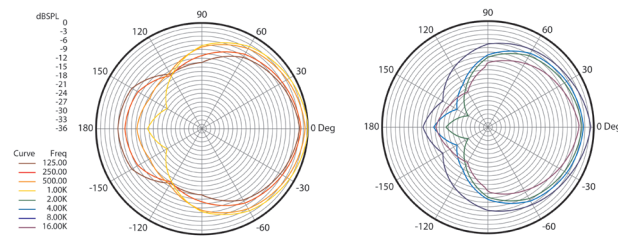
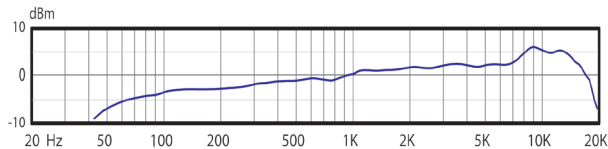


CBL-20

**SPECIFICATIONS:**

<b>Transducer Type</b>	<b>Pre-polarized condenser</b>
<b>Frequency Response</b>	<b>40 Hz - 18 kHz</b>
<b>Polar Pattern</b>	<b>Cardioid</b>
<b>Output Impedance</b>	<b>100 ohms</b>
<b>Sensitivity</b>	<b>17 mV / Pa @ 1k</b>
<b>Capsule Technology</b>	<b>Black plate electret</b>
<b>Off Axis Rejection</b>	<b>&gt;15 dB</b>
<b>Maximum SPL</b>	<b>≥132 dB</b>
<b>Power Requirements</b>	<b>9-52 volts phantom</b>
<b>Connector</b>	<b>3 pin gold plated male XLR connector</b>
<b>Polarity</b>	<b>Positive pressure on diaphragm produces positive voltage on pin 2 relative to pin 3 of output XLR connector</b>
<b>Housing / Finish</b>	<b>Brass / Black E-coat</b>
<b>Weight</b>	<b>184 g / 6.5 ounces</b>
<b>Length</b>	<b>160 mm / 6.3 inches</b>

**FREQUENCY / POLARS:**



**ARCHITECTS AND ENGINEERS SPECIFICATIONS:**

The microphone shall be a back plate pre-polarized condenser with a cardioid polar pattern. The microphone shall operate on 9-52 Volts phantom power and the nominal output impedance shall be equal to 100 ohms at 1 kHz. The microphone shall have switches for -10 dB pad and bass roll-off filter and shall have a sensitivity of 17 mV / Pa at 1 kHz. The microphone shall have a maximum SPL level of 132 dB with a THD of 0.5%. The microphone shall be machined from brass with dimensions of 19.5 mm in diameter and 160 mm in length. The microphone shall be the Audix ADX51.

**OPERATION:**

The ADX51 will NOT operate without phantom power voltage (48 Volts recommended) which is available on most professional mic preamps and mixing devices. If phantom power is not available on your equipment, you will have to purchase a phantom power supply (such as the Audix APS-2). Avoid plugging or unplugging the microphone from a PA system unless the channel is muted or the volume of the system is turned down. Failure to do so may result in a loud "popping" noise which could seriously damage the speakers in the PA system.

**Pad and Roll-Off:** These recessed switches are located towards the bottom of the mic. You will need either a miniature screw driver or a pen to move them down (engaged) or up (not engaged).

**Pad:** The switch on the lower left side of the mic is a -10 dB pad. This means you can reduce the input level of the mic by 10 dB. This is very helpful for miking extremely loud instruments (guitars, drums, horns) that may tend to drive the mic into distortion. Note that the feature is active when the switch is in the down position.

**Bass Roll-Off:** This feature gently rolls off the bass frequencies starting at 150 Hz which is very helpful in reducing boominess for voice or instrument. Note that the feature is active when the switch is in the down position.

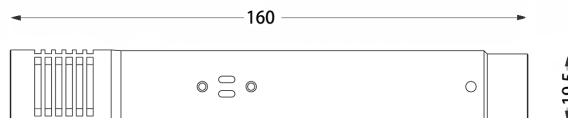
**USER TIPS:**

The ADX51, an excellent choice to mic any kind of acoustic instrument, has a cardioid pick-up pattern which helps to eliminate sound from other instruments on stage from "bleeding" into the microphone. However, the ADX51 is much more sensitive than a dynamic and will pick-up sound from a greater distance. The acoustic nature of the instrument being miked along with how loud it is will determine how far the microphone should be from the sound source. For example, the ADX51 can be placed 1-2 feet above the cymbals of a drum kit and still pick up plenty of sound, whereas for a high-hat, the mic will need to be placed within 4-6 inches to be effective.

Allow a distance of 2-3 feet between microphones to avoid phase issues.

\*Further miking techniques may be found on our website at [www.audixusa.com](http://www.audixusa.com)

**DIMENSIONS (mm):**



\*\*\*All specifications subject to change without notice.

**SERVICE AND WARRANTY:**

This microphone is under warranty for a period of 3 years from any and all manufacturing defects. Should your microphone fail in any way, please contact the Audix Service department at 503-682-6933. A Return Authorization number is required before returning any products.

**CARE AND MAINTENANCE:**

The ADX51 is manufactured to exacting specs with roadworthy construction. However, the capsule is highly sensitive and should be handled with care. Avoid extreme temperatures and be sure to store your microphone in the pouch provided when not in use. Moisture of any kind can adversely affect the sound and performance of your microphone.



[www.audixusa.com](http://www.audixusa.com)  
503-682-6933 Fax: 503-682-7114  
Audix Corporation 9400 SW Barber St. Wilsonville, OR 97070



**AUDIX WARRANTY REGISTRATION FORM**

Name: \_\_\_\_\_ Model: \_\_\_\_\_  
 Company: \_\_\_\_\_ Serial Number: \_\_\_\_\_  
 Address: \_\_\_\_\_ Store: \_\_\_\_\_  
 City: \_\_\_\_\_ Store Location: \_\_\_\_\_  
 Prov./State: \_\_\_\_\_ Zip: \_\_\_\_\_ Purchase Date: \_\_\_\_\_  
 Phone: ( ) \_\_\_\_\_ Signature: \_\_\_\_\_  
 Email: \_\_\_\_\_ Date: \_\_\_\_\_

Please Check all that apply:

Male  Female

Age:  18 or Under  19-25  26-35  36-45  46-55  55 +

Occupation:  Musician  Producer  Sound Eng.  Radio/TV  Production  Other \_\_\_\_\_

Primary Instruments:  Vocal  Guitar / Bass  Drums  Keyboard  Brass  Woodwinds  Strings  Other \_\_\_\_\_

Product to be used for:  Pro live sound  Pro recording  Home recording  Rehearsal  Installation  School  House of Worship  Other \_\_\_\_\_

How did you hear about Audix?  
 Magazine Ad  Online Ad  On-line Store  Friend  Salesman  Other \_\_\_\_\_

Do you own other Audix Products?  Yes  No  
 Model(s) \_\_\_\_\_  
 Have you visited the Audix website?  Yes  No

Please register your product online at [www.audixusa.com](http://www.audixusa.com) or mail this form to:  
 Audix Microphones P.O. Box 4010 Wilsonville, OR 97070