

# CBM



## USER'S MANUAL

# CARBON BOOM MICROPHONES



MAKERS OF THE ORIGINAL  
HOT SPOT PERSONAL MONITOR

## Contents

CBM-3 Series Microphone.....	1
CBM-5 Series Microphone.....	2
Specifications.....	3
Polar Patterns.....	4
Deminsions.....	5

## Introduction

Thank you for choosing a Galaxy Audio Carbon Boom Mic. You have joined hundreds of thousands of other satisfied Galaxy customers. Since 1977 Galaxy Audio's professional experience in design and manufacturing ensure our products quality, performance and reliability.

For the most up to date manual and information  
visit [www.galaxyaudio.com](http://www.galaxyaudio.com)


Galaxy Audio CBM-3 Carbon Boom Mic with Floor stand. The CBM-3 is available in four models, the CBM-324 with a 24" tall floor stand, the CBM-362 with a 62" tall floor stand and the Dual Boom models CBM-324D & CBM-362D. The CBM-3 microphones includes 3 interchangeable elements, Omni-Directional (ME3-O) Cardioid (ME3-C) and Super Cardioid (ME3-S).

**Features:**

The light weight carbon boom makes remote micing easy. The included mini XLR to XLR cable has a recessed -10 dB pad and 80Hz Low Frequency Roll Off Switch.

**Applications:**

- ☞ Choirs
- ☞ Presentations
- ☞ Orchestras
- ☞ Instrument Micng
- ☞ Ambient Micng

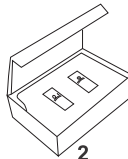


**Accessories:**

- 1 Windscreen
- 2 Interchangeable Capsules with Box (Cardioid and Omni-directional)



1



2



ME3-O  
omni-direction



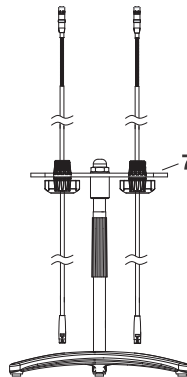
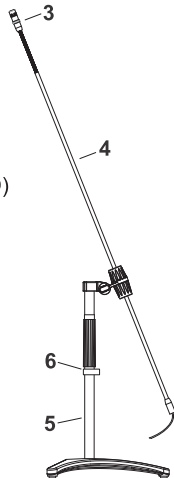
ME3-C  
cardioid



ME3-S  
supercardioid

**Parts identification:**

- 3 Interchangeable Capsule
- 4 Carbon Boom
- 5 Floor Stand and Base
- 6 Cable Guide
- 7 Dual Adapter (CBM-324D & CBM-362D)



**CBM-3 Capsule removal and attachment**

Removal: hold the stick just below the capsule with one hand, and with the other hand, carefully grasp the capsule and turn counter-clockwise to unscrew the capsule and separate from the stick.

Attachment: hold the stick just below the capsule with one hand, and with the other hand, carefully grasp the capsule and clockwise to screw the capsule onto the stick to finger-tight. Be careful not to over tighten.

### The CBM-5 Series Microphone brings studio quality performance to the live stage.

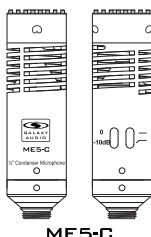
The Galaxy Audio CBM-5 Series Microphone is available in four models, the CBM-524 with a 24" tall floor stand, the CBM-562 with a 62" tall floor stand and the Dual Boom Models, CBM-524D & 562D.

#### Features:

The CBM-5 Series Microphone is designed for many micing applications from vocals to strings and percussion. The all brass microphone head protects the 1/2" Gold plated diaphragm, ensuring years of flawless performance. The CBM-5 Series feature a recessed -10 dB pad and 80Hz Low Frequency Roll Off switch, conveniently located on the microphone head.

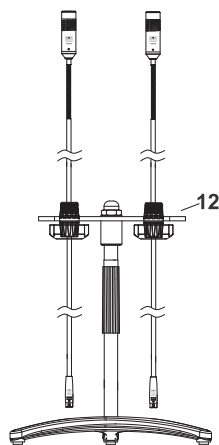
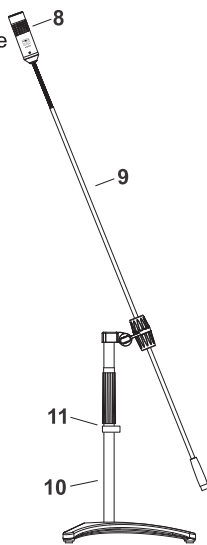
#### Applications:

- 👁️ Choirs
- 👁️ Presentations
- 👁️ Orchestras
- 👁️ Instrument Micing
- 👁️ Ambient Micing



#### Parts identification:

- 8 1/2" Studio Condenser Microphone
- 9 Carbon Boom
- 10 Floor Stand and Base
- 11 Cable Guide
- 12 Dual Adapter  
(CBM-524D & CBM-562D)



#### CBM-5 Capsule removal and attachment

**Removal:** Carefully grasp the capsule with one hand, and with the other hand turn the locking collar counter-clockwise until it releases from the capsule, then carefully pull the capsule straight out away from the stick.

**Attachment:** Carefully grasp the stick with one hand, with the other hand push the capsule straight onto the stick, then while holding the capsule, push the locking collar up to the capsule, and rotate the locking collar clock wise to finger-tight. Be careful not to over tighten.

**DO NOT ROTATE THE CBM5 CAPSULE ON THE STICK, THIS WILL CAUSE THE INTERNAL WIRES TO TWIST AND BREAK.**

## **Models: CBM-324 / CBM-362 /CBM-324D / CBM-362**

**Type:** Back Electret Condenser

**Frequency Response:** 50~18,000 Hz

**Sensitivity:** -36dB (15.8mV/Pa) 0dB=1V,1kHz

**Polar Pattern:** Cardioid, Supercardioid, Omnidirectional

**Impedance:** 200Ω

**Max. SPL for 1% T.H.D.:** 125 dB

**Connector:** 3 pin mini XLR (M)

**Cable Length:** 26.25' (8m)

**Cable Connector:** Input: 3 pin mini-XLR (F) Output: 3 Pin XLR (Power Module)

**Power Supply:** 9-48 VDC phantom power

## **Models: CBM-524 / CBM-562 / CBM-524D / CBM-562**

**Type:** ½" gold plated condenser capsule

**Frequency Response:** 20~20,000 Hz

**Sensitivity:** -36dB (15.8mV/Pa) 0dB=1V,1kHz

**Polar Pattern:** Cardioid

**Impedance:** 100Ω

**Max. SPL for 1% T.H.D.:** 140 dB

**Attenuation Switch:** -10dB

**Low Frequency Roll-Off:** 80Hz

**Signal to Noise Ratio:** 78dB

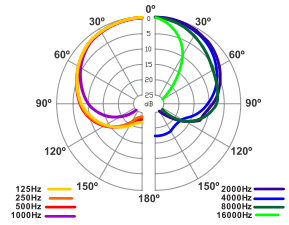
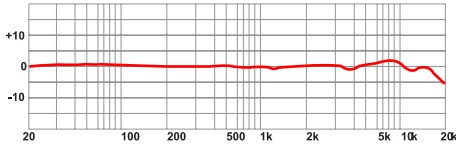
**Output:** 3 pin XLR

**Current Consumption:** <3 mA

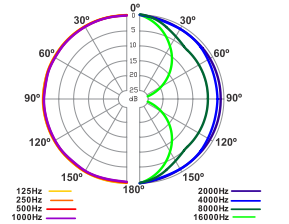
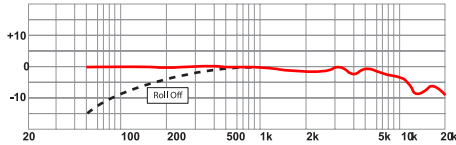
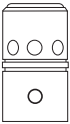
**Power Supply:** 36~48 VDC phantom power

# Polar Patterns

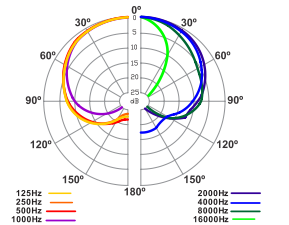
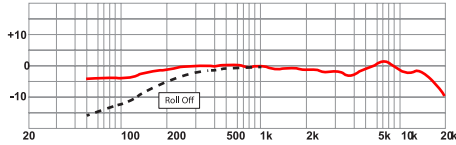
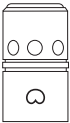
**ME5-C** 1/2" Gooseneck Microphone **CARDIOID**



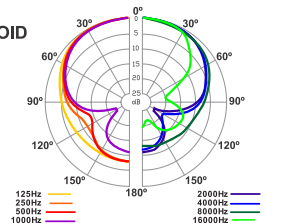
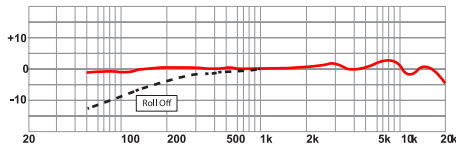
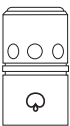
**ME3-O** Installation Microphone Capsule **OMNI**

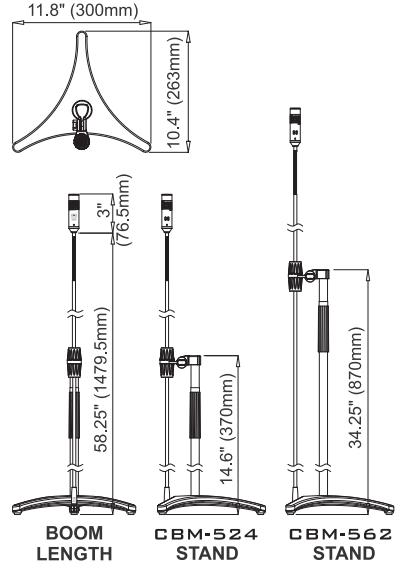
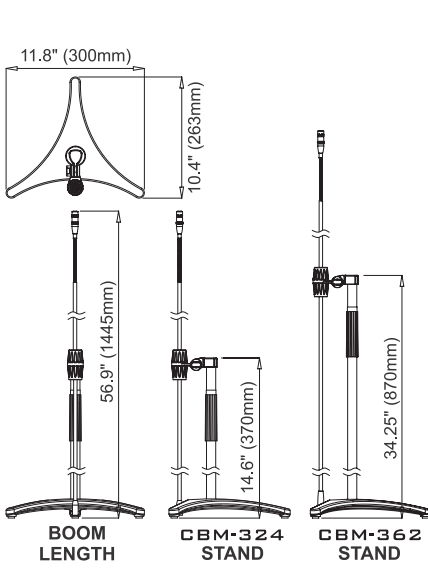


**ME3-C** Installation Microphone Capsule **CARDIOID**

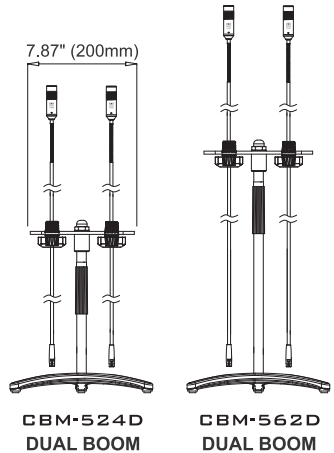
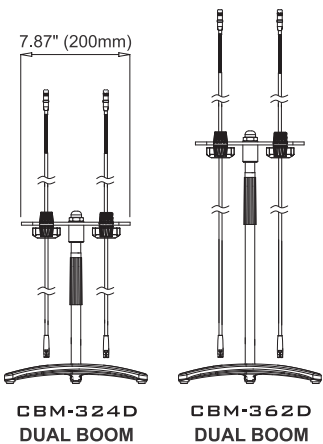
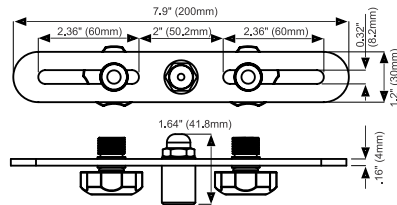
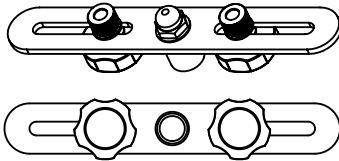


**ME3-S** Installation Microphone Capsule **SUPER CARDIOID**





Mic Stand T-Bar  
CBM-TBAR





MAKERS OF THE ORIGINAL  
HOT SPOT PERSONAL MONITOR



[www.galaxyaudio.com](http://www.galaxyaudio.com)

## ***THREE YEAR LIMITED WARRANTY***

**WARRANTY** Information can be viewed online at  
<http://www.galaxyaudio.com/warranty.php>



[www.galaxyaudio.com/warranty.php](http://www.galaxyaudio.com/warranty.php)

## **CARBON BOOM MICROPHONES USER'S MANUAL**

Specifications in this manual are subject to change without notice.  
For the most up to date manual and information  
visit [www.galaxyaudio.com](http://www.galaxyaudio.com).

1-800-369-7768    [www.galaxyaudio.com](http://www.galaxyaudio.com)

© Copyright Galaxy Audio 2013

Printed in China

V08272013