



QTC30

OMNIDIRECTIONAL MICROPHONE FOR QUIET SOURCES

For more information, please visit
www.earthworksaudio.com or call 1-603-654-2433.

EARTHWORKS AUDIO

Thank you for purchasing the Earthworks QTC30 Omnidirectional Microphone!

YOUR PURCHASE INCLUDES

1 Earthworks QTC30

1 Microphone Clip

1 Calibration Chart

GETTING STARTED

Before setting up the microphone, pull back all existing settings and EQ. By doing this, you will have a baseline understanding of how our microphones sound, and will then be able to adjust accordingly.

Begin by removing all included components from the packaging. Make sure to mute any incoming signal to speakers or headphones to avoid any loud “pops” when connecting.

Connect the microphone to an audio interface supplying 24-48V phantom power using a standard XLR cable. Because of the microphone’s larger capsule size, please allow one minute for the microphone to settle. (Plugging in the microphone while phantom power is turned on will not damage the microphone, and will actually settle the microphone faster.)

PROPER MAINTENANCE

To guarantee your microphone provides years of performance, follow these guidelines:

- Avoid touching the front protective screen.
- Never attempt to disassemble the microphone - it cannot be opened.
- Avoid extreme heat and condensing humidity. Allow the microphone to warm up when bringing it in from the cold.
- Rough handling may damage the microphone even if no markings are visible.
- When not in use, keep the microphone in its case.

IMPORTANT NOTICE

The small tip on many of our microphones allows them to capture the highest frequencies of your sound. Please be gentle and considerate when handling the microphones with these tips. (Microphones such as the SR314 and SR40V shield the tip within their capsule, and are thus more durable.)

TROUBLESHOOTING

If you encounter issues while using your Earthworks Audio microphone, please make sure that:

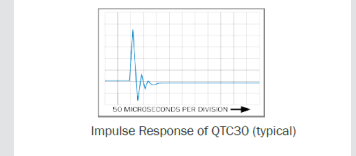
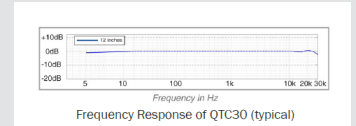
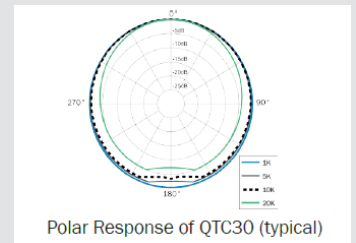
- Your microphone is connected to an active power supply.
- Phantom power is being supplied to the microphone.
- Your microphone and XLR cable are well connected.
- The microphone is positioned at an appropriate distance from the sound source.
- External noise in your recording environment is kept to a minimum.
- Your recording space is at room temperature and free of dust.

If your issue persists after checking, please contact us via our website.

SPECIFICATIONS



QTC30	
Frequency Response	3Hz to 30kHz +1/-3dB
Polar Pattern	Omnidirectional
Sensitivity	34mV/Pa (Typical)
Power Requirements	24-48V Phantom, 10mA
Peak Acoustic Input	140dB SPL
Output	XLR-3
Output Impedance	65Ω, balanced between pins 2 & 3
Minimum Output Load	600Ω, balanced between pins 2 & 3
Noise	20dB SPL (A weighted)
Dimensions	6.5 x .860 in. (165 x 22 mm)
Weight	.31lb (160g)



WARRANTY

All Earthworks® products carry a limited warranty (parts and labor). Please register your warranty at: earthworksaudio.com/register. If you have any problems with your Earthworks products, please contact our warranty/repair department by email at: service@earthworksaudio.com.

NOTE: This warranty only applies to Earthworks microphones purchased brand new. For microphones purchased/received second-hand, please contact us via our website.

WE'RE HERE TO HELP

For anything else, we're a phone call or email away. Please feel free to contact us by email at info@earthworksaudio.com, or by phone at (603)-654-2433.