

QX300 Series

2-Way Full-Range Loudspeakers

QX326 ▶ 120° x 60° QX394 ▶ 90° x 45°
QX364 ▶ 60° x 45° QX396 ▶ 90° x 60°
QX366 ▶ 60° x 60° QX399 ▶ 90° x 90°

- ▶ High output, single or bi-amplified, 2-way performance
- ▶ Broadband pattern control
- ▶ Ultra-efficient HF compression driver
- ▶ Four Phase Aligned™ 10in cone transducers (vertical & horizontal pairs)
- ▶ Installation flexibility, compact size



OVERVIEW

The QX300 Series design delivers great output and renowned broadband pattern control similar to the QX500 Series three-way but in a more compact two-way format. Its large 4in voice coil high frequency compression driver makes it possible to cover the mid-range frequencies. Its high output level makes it appropriate for medium throws in arenas and stadiums or high-energy applications like live music venues or dance clubs. Its broadband pattern control lets it tame hostile acoustical environments like cathedrals or highly reverberant public spaces. And its exceptional fidelity pleases the most critical listeners in concert halls and performing arts centers.

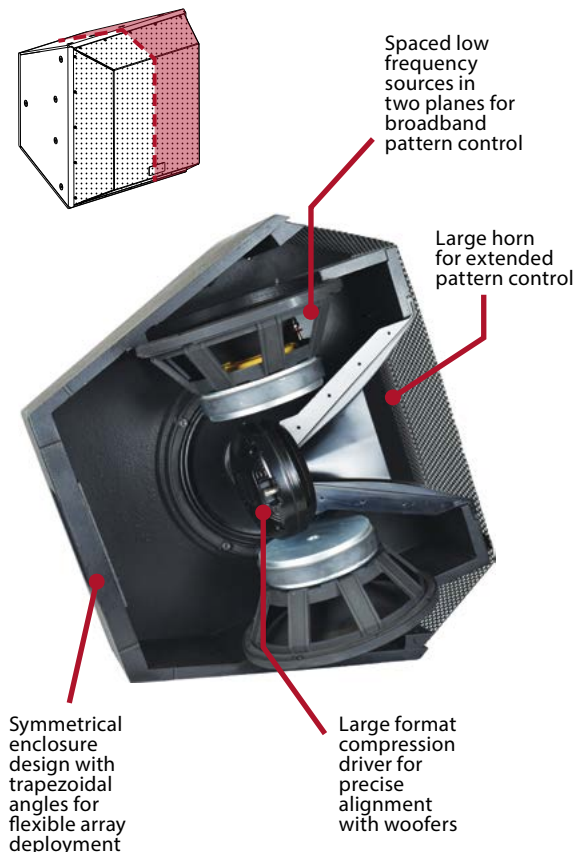
The QX300 Series has an ultra-efficient and unique compression driver with a constant directivity horn available in six horn patterns ranging from 60° x 45° to 120° x 60° Four Phase Aligned™ 10in low frequency transducers arranged as vertical and horizontal pairs leverage beneficial interaction based on their spacing to extend pattern control.

Because the four low frequency transducers surround the compression driver symmetrically in the horizontal and vertical planes, response across the full frequency spectrum appears to originate from a single point in space.

Users can select between passive and bi-amp operating modes. Additionally, each woofer pair is brought out to the input plate independently to permit independent, series, or parallel wiring. Combined, these features offer enormous installation flexibility.

INSIDE EAW TECHNOLOGIES

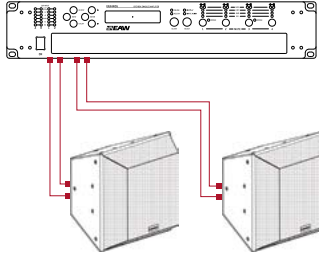
Side View Cross Section



RECOMMENDED AMPLIFIER CONFIGURATION

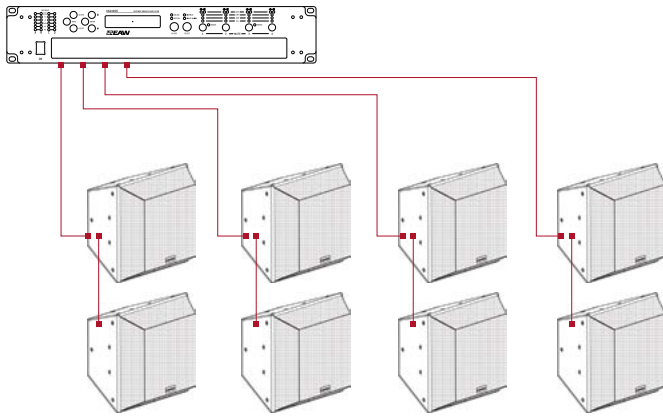
EAW strongly recommends utilizing the processing setting to take full advantage of your speakers. Pair with EAW UXA Amps for the best performance of EAW Technologies.

BI-AMP UXA4410



Woofers can also be powered in series. See application guide for configuration.

PASSIVE UXA4410



Available Channels per Amplifier

EAW AMPLIFIER MODEL	PASSIVE		BI-AMP	
	PER CH	PER AMP	PER CH	PER AMP
UXA4810	1	8	NR	NR
UXA4406	1	4	NR	NR
UXA4410	2	8	1	2

NR=Not Recommended

Recommended 3rd Party Power Amplifiers

PASSIVE	BI-AMP	TRI-AMP
LF/HF: 800-1000W	LF: 1600-2000W HF: 150-300W	LF1: 800-1000W @ 4Ω LF2: 800-1000W @ 4Ω HF: 150-300W @ 8Ω

Third-Party DSP Support

- ▶ BSS
- ▶ QSYS
- ▶ Powersoft

MOUNTING HARDWARE & ACCESSORIES

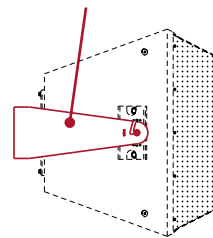
DESCRIPTION	PART NUMBER	
	BLACK*	WHITE*
U-Bracket Horizontal [UBKT-QX3H]	2042189	2043647
Adapter Bracket QX [ACC-ABQX]	2036437	2039348
Weather Protection Shield [ACC-WPSQX3]	2042373	2043648
3/8"-16 Eye-Bolt Kit [ACC-EB3825]	104001	

*Custom colors available upon request

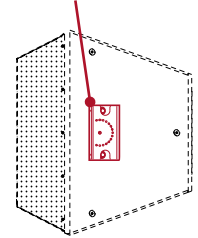
Third-Party Compatible

BRAND	MODEL
Polar Focus	QX Mounting System

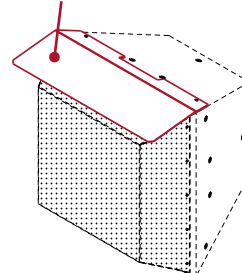
U-Bracket Horizontal* [UBKT-QXH]



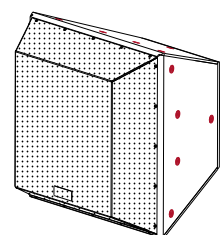
Adapter Bracket [ACC-ABQX]



Weather Protection Shield [ACC-WPSQX] (included with WP speakers)



3/8"-16 Eye-Bolt Kit [ACC-EB3825]



*U-Bracket Horizontal [UBKT-QXH] requires Adapter Bracket [ACC-ABQX] for installation

TECHNICAL SPECIFICATIONS

2-WAY FULL-RANGE LOUDSPEAKERS

PERFORMANCE	QX326	QX364	QX366	QX394	QX396	QX399
Max SPL¹	141dB	145dB	144dB	143dB	142dB	141dB
Operating Range²	66Hz - 20kHz					
Nominal Beamwidth³ (Horizontal x Vertical)	120° x 60°	60° x 45°	60° x 60°	90° x 45°	90° x 60°	90° x 90°
Nominal Phase	±15° from ideal high-pass filter					
Input Impedance⁴	LF/HF: 8Ω LF1, LF2 (each): 4Ω LF (total): 2Ω HF: 8Ω					
CONFIGURATION	QX326	QX364	QX366	QX394	QX396	QX399
LF Transducer, Loading	4x 10in cone, Phase-Aligned™					
HF Transducer, Loading	1x 1.4in exit, 4in voice coil compression driver, Horn-loaded					
Operating Modes	Amplifier Channels			External Signal Processing		
Single Amp	LF/HF			DSP with EAW Focusing		
Bi-Amp	LF1 + LF2, HF			DSP with EAW Focusing		
Tri-Amp	LF1, LF2, HF			DSP with EAW Focusing		
PHYSICAL	QX326	QX364	QX366	QX394	QX396	QX399
Material	Exterior grade Baltic birch plywood with wear-resistant textured paint					
Physical/Rigging	22 x 3/8in-16 Mounting Points					
Dimensions (HxWxD)	23.7 x 23.7 x 19.9 in (602 x 602 x 505 mm)					
Net Weight / Shipping Weight	94 lb (43 kg) / 105 lb (48 kg)					
Input Connector	8-Pin Terminal Strip In + Out					
ORDERING	QX326	QX364	QX366	QX394	QX396	QX399
Part Numbers						
Black Paint	2040493-90	2040494-90	2040492-90	2040495-90	2040496-90	2040497-90
White Paint	2042375-90	2042376-90	2042374-90	2042377-90	2042378-90	2042379-90
Wather Protected (WP) Black	2042384-90	2042385-90	2042383-90	2042386-90	2042388-90	2042389-90
Weather Protected (WP)White	2043645-90	2070669-90	2070394-90	2070612-90	2045599-90	2070611-90
Custom Colors	Available upon request. Contact your EAW sales representative.					

1 Calculated max SPL at 1m with 4:1 (12dB) crest factor pink noise. Specified as whole space (free field) for full range loudspeakers, half space for subwoofers.

2 Operating Range: Range where the processed Frequency Response stays within -10 dB SPL of the power averaged SPL within this range; measured on the geometric axis. Narrow band dips are excepted.

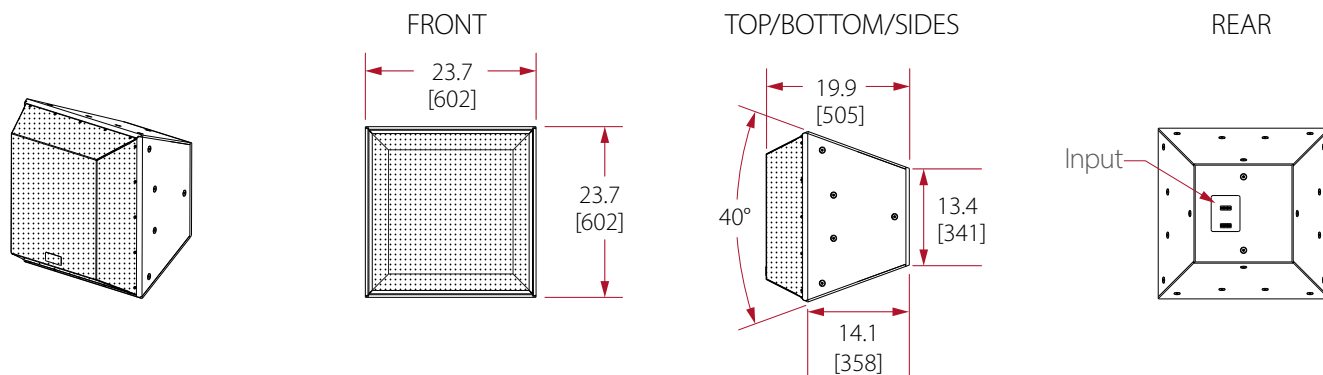
3 Nominal Beamwidth: Design angle for the -6 dB SPL points, referenced to 0 dB SPL as the highest level.

4 Nominal Impedance: Selected 4, 8, or 16 ohm resistance such that the minimum impedance point is no more than 20% below this resistance over the Operating Range.

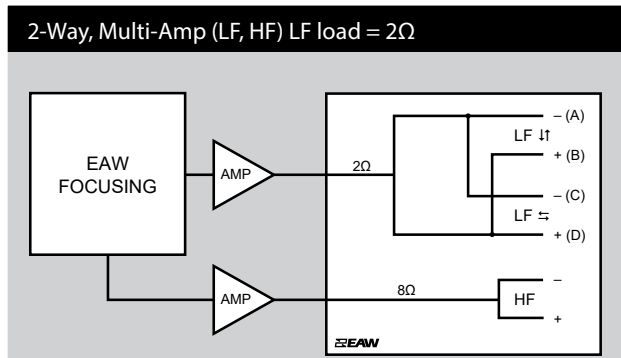
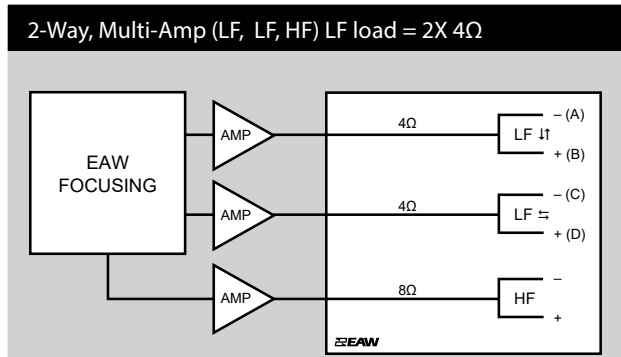
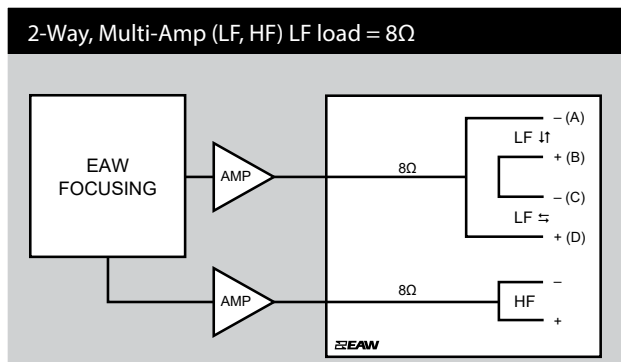
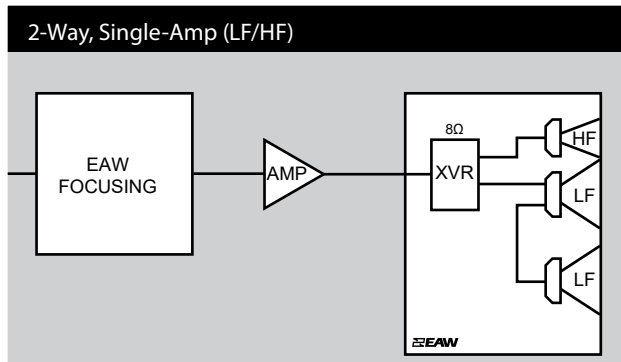
FOR PERFORMANCE GRAPHS, SEE ACOUSTICAL DATA DOCUMENT

DETAILED DIMENSIONS

All dimensions are in inches. Dual [mm] dimensions for reference only. © indicates mounting point, 3/8"-16 threaded hole



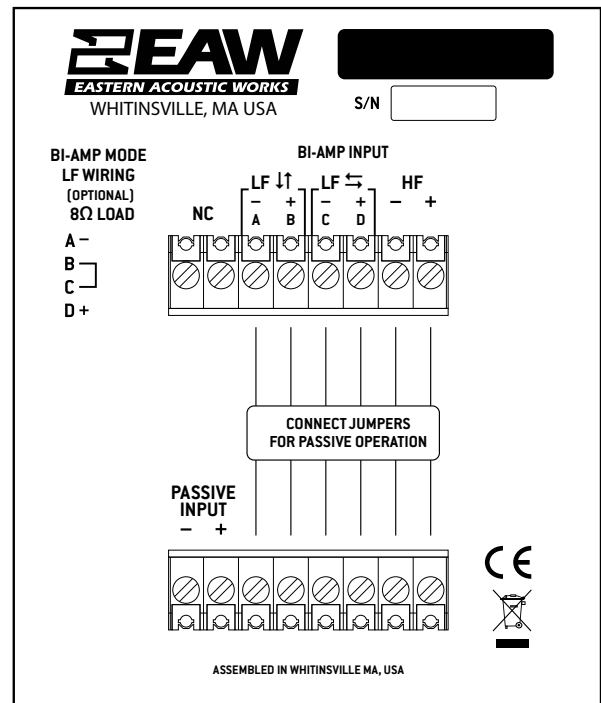
SIGNAL DIAGRAM



Signal Diagram Abbreviations & Definitions

Signal Diagram Abbreviations & Definitions	
LF/MF/HF	Low Frequency / Mid Frequency / High Frequency
AMP	User Supplied Power Amplifier –or– Integral Amplifier
XVR	Passive LPFs, HPFs, and EQ integral to the loudspeaker
EAW Focusing	Digital Signal Processor capable of implementing EAW Focusing

INPUT PANEL



One Main Street
Whitinsville, MA 01588
Tel 800 992 5013 / +1 508 234 6158

www.eaw.com

